



Halling Hill | Harlow | CM20 3JT

Asking Price £330,000



Halling Hill |
Harlow | CM20 3JT
Asking Price £330,000

AN IMMACULATE TWO DOUBLE BEDROOM MID TERRACE HOUSE with private driveway to front. The ground floor comprises of a spacious entrance hall, large lounge with impressive bay window to front and a modern fitted kitchen with a range of wall and base units finished to a very high standard. The first floor boasts two generously sized double bedrooms and luxury fitted wet room. The neat and tidy rear garden benefits from plenty of entertaining space with patio and lawn. Viewings highly recommended.

- Two Double Bedrooms
- Double Driveway
- Council Tax Band: C
- Mid Terrace House
- Immaculate Condition
- EPC Rating: C

Front

Private driveway for two cars.

Entrance Hall

8'02 x 6'00 (2.49m x 1.83m)

Composite front door, spacious entrance hall with UPVC double glazed window with shutter blinds and radiator to wall. Internal doors to lounge and kitchen. Stairs leading to first floor.





Lounge/Diner

20'10 x 8'09 (6.35m x 2.67m)

Immaculately presented lounge/diner with large UPVC double glazed bay window with shutter blinds to front, radiator to wall and ample dining space. Further features include vertical radiator to wall and UPVC double glazed doors to garden.

Kitchen

12'08 x 7'04 (3.86m x 2.24m)

Modern fitted kitchen with a range of wall and base units offering integrated oven and hob with extractor fan above, fridge freezer and washing machine. Large storage cupboard, radiator to wall and UPVC double glazed window and door to garden with shutter blinds.

Landing

5'06 x 5'11 (1.68m x 1.80m)

Spacious landing with internal doors to double bedrooms and bathroom. Loft hatch.

Bedroom One

9'04 x 13'07 (2.84m x 4.14m)

Large double bedroom with ample space for wardrobes offering UPVC double glazed window to front with shutter blinds, radiator to wall and large storage cupboard.

Bedroom Two

11'04 x 9'11 (3.45m x 3.02m)

Double bedroom with ample space for wardrobes offering UPVC double glazed window to rear with shutter blinds and radiator to wall





Bathroom

5'07 x 6'05 (1.70m x 1.96m)

Luxury fitted fully tiled wet room style bathroom offering electric shower, white toilet and vanity sink. Chrome heated towel rail, fitted storage cupboard to wall, extractor fan and UPVC double glazed window to rear with shutter blinds.

Garden

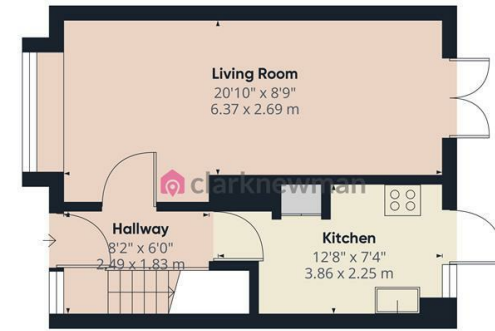
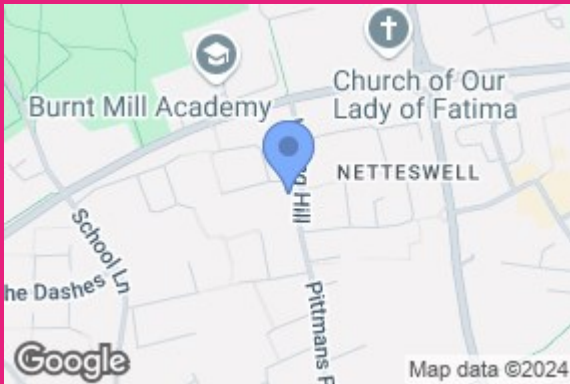
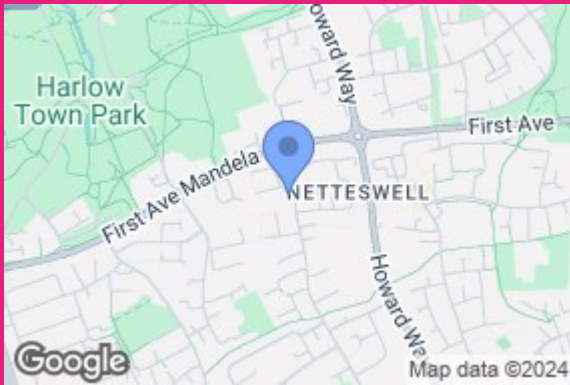
A private West facing garden offering ample entertaining space. The garden benefits from patio, lawn and stone path to the rear of the garden. Further features include brick built shed and rear access.

Agents Notes

The vendors of Halling Hill have refurbished the property to a very high standard leaving no stone unturned in their re-decorations. Viewings are highly advised.

Local Area

Halling Hill is an extremely popular area within Harlow due to it's close proximity to local primary and secondary schooling. The property is also within walking distance to The Stow shopping centre providing all local amenities. Further benefits include Harlow Town Station being situated just 1.0 mile away as well as Harlow Town Park being a short walk of 0.5 miles away.



Floor 0



Floor 1

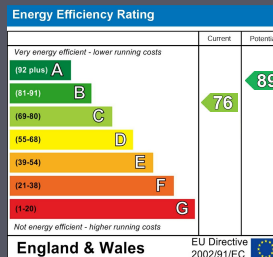
clarknewman

Approximate total area^m
661.77 ft²
61.48 m²

(1) Excluding balconies and terraces

While every attempt has been made to ensure accuracy, all measurements are approximate, not to scale. This floor plan is for illustrative purposes only.
Calculations are based on RICS IPMS 3C standard.

GIRAFFE360



Equity House
4-6 Market Street
Harlow
Essex
CM17 0AH
01279 400444
hello@clarknewman.co.uk